







Huxlow & Rushden Academy
SIXTH FORM
 One Trust, Two Schools, One Vision of Excellence



Photography A Level

Prepared by: A Owen

-  **Exam Board: OCR**
-  **Course Specification**
Please scan QR Code
-  **Examinations**

Summer Year 13		
Externally Set Project	15hrs	40%
-  **Non Examined Assessment**

Personal Investigation & Essay		60%
--------------------------------	--	-----

Curriculum



Huxlow Academy
 Finedon Road
 Irthlingborough
 Northamptonshire
 NN9 5TY



Rushden Academy
 Hayway
 Rushden
 Northamptonshire
 NN10 6AG



Year 12

Term 1	Introduction to course & transition task <ul style="list-style-type: none"> • Sketchbook presentation and course expectation • Research Skills • Analysis of photographic images • Basic composition • Basic photoshop techniques Project 1 - Colour	ALT Report October
Term 2	Project 2 - Urban Landscape	Progress 1 Report November
Term 3	Project 3 - Portraiture & Light Painting	In Class Assessments January Progress 2 Report January
Term 4	Project 4 - Landscape & Seascape	
Term 5	Personal Investigation research <ul style="list-style-type: none"> • Research photographers and existing images 	End of Year Exams Apr/May Progress 3 Report May
Term 6	Personal Investigation Essay unit <ul style="list-style-type: none"> • Visual essay 2000 - 3000 words • Planning and shoot 1 	

Year 13

Term1	Personal Investigation <ul style="list-style-type: none"> • Development of ideas using Photoshop • Shoot 2 and initial photographic development • Photoshop manipulation of shoot 1 & 2 • Shoot 3 and further photographic development • Development of ideas using Photoshop 	ATL Report October
Term 2	Personal Investigation & Essay - completion <ul style="list-style-type: none"> • Shoot 4 development and refinement • Final development using Photoshop • Outcome 	Progress 1 Report November
Term 3	Externally set task <ul style="list-style-type: none"> • Research photographers and existing images • - Planning and shoot 1 • Development of ideas using Photoshop • Shoot 2 and initial photographic development • Photoshop manipulation of shoot 1 & 2 	Mock Exams January Progress 2 Report January
Term 4	Externally set task <ul style="list-style-type: none"> • Shoot 3 and further photographic development • Development of ideas using Photoshop • Shoot 4 development and refinement • Final development using Photoshop • Outcome 	
Term 5	Examinations	Examinations
Term 6	Examinations	Examinations